

EMPOW

EMPOWERING
THE ROAD FORWARD



EMPOW



Impressive fighter design

Fighter-style design + sturdy profile and low center of gravity + 0.26cd ultra-low drag coefficient



Ultimate handling

Megawave power + Megastar chassis + DP-EPS steering assist



Class-leading cabin space

Classy sports car style + sporty seats + excellent space layout



Tech Awakening Upgraded Equipment

Seamless intelligent cabin + L2 autonomous driving + phone-car connection



**SHOW YOUR MUSCLE
AND MAKE A SPLASH**

Time to start the game

EMPOW



Extreme sporty style

Wide car body, long wheelbase, low gravity center, giving it an always-ready posture



FIGHTER'S STYLE



FIGHTER'S STANCE



FIGHTER'S PACKAGE

DESIGN HIGHLIGHTS



0.26cd ultra-low drag coefficient

more powerful when accelerating upwind

DESIGN HIGHLIGHTS



Low center of gravity

1432mm ultra-low vehicle height
Lower center of gravity for steadier movement.


Fight to conquer

Fighter's stance, the new gesture for a sporty sedan



GO BEYOND AND TAKE THE LEAD

Time to stun the audience



Megastar chassis

Strong, Smooth, Safe

ULTIMATE PERFORMANCE

DP-EPS steering assistance

2 times stronger than CEPS in terms of system rigidity, the DP-EPS system can drastically increase the transfer efficiency of the steering torque and provide a more direct and prompt steering response.



ULTIMATE PERFORMANCE

Front mcpherson independent Suspension + rear multi-link beam Independent suspension

Good at reducing vibration to guarantee comfortable riding experience and ultimate driving pleasure



THRILLING PERFORMANCE



EXCELLENT HANDLING



4+X MODE

The more you drive, the more you like

Seamless human-car interaction, sports car level chassis tuning



RACING

**GO FASTER AND
BREAST THE TAPE**

Indulge yourself in the game



HAND-PICKED GADGETS

Joystick-style shifter

Inspired by aircraft joystick to Kickstart your journey.



HAND-PICKED GADGETS

7-in. dash screen and 10.25-in. touch screen display

The smart screens make the cabin feels more futuristic and luxury.



HAND-PICKED GADGETS

Flat bottom steering wheel

The slim bottom spoke, and the corresponding indicator strip at the top outline the vehicle's sporty design concept.



HAND-PICKED GADGETS

Bottom-hinged accelerator pedal

This kind of accelerator pedal endows a smooth and seamless handling experience.



EMPOW



WIRELESS CONNECTION



**Phone-car connection
CarPlay available**

One authorization, lifelong auto connection



ADVANCED TECHNOLOGY



ALL-ROUND SAFETY

More advanced equipment, more fun

New technology for in-car VIP entertainment



Forward Collision Warning (FCW) Autonomous Emergency Braking (AEB)

With these features, the system monitors the real-time distance and relative speed between the vehicle and the object ahead of it and warns the driver through visual or sound reminder when detects collision risk. If the driver didn't take any measure, the system will brake automatically to avoid collision.

INTELLIGENT CRUISE CONTROL

Adaptive Cruise Control (ACC)

When the vehicle speed is low or the traffic is heavy, the ACC system controls the distance and the relative speed between the vehicle and the vehicle ahead of it through automatic acceleration and braking.

ACC + LKA

When the vehicle speed is within the range of 0-130km/h, the ACC+LKA system allow the vehicle to run in adaptive cruise or adaptive car-following mode and steer autonomously to keep the vehicle centered.



INTELLIGENT TRAFFIC ASSIST

Traffic Jam Assist (TJA)

When the vehicle speed is within the range of 0-150km/h, the feature can keep the vehicle in its travel lane following the vehicle ahead, making driving less tiring.



INTELLIGENT LANE KEEPING ASSIST

Lane Departure Warning (LDW) & Lane Keeping Assist (LKA)


LDW and Lka monitor lane departure through front camera and warn the driver when the vehicle drifts out of its lane, ensuring the vehicle travels safely and remains centered.



INTELLIGENT TRAFFIC ASSIST

Blind Spot Detection (BSD) & Lane Change Assist (LCA)

BSD and LCA monitor the blind spots behind the vehicle. If a vehicle is detected there, the blind spot led indicator will flash to alert the driver to the risk of a side collision, making travel safer.



ADVANCED TECHNOLOGY



ALL-ROUND SAFETY

Active risk avoidance, safe and easy drive

2-mode smart driving assist, 1 push to start autonomous car following

EMPOW



0-100km/h
acceleration

6.95 s

Start-up
response time

0.3 s

The 0-100km/h acceleration time is recorded under following circumstances:

Temperature: 20 °C wind speed: no wind Altitude: 200m road pavement: asphalt Road grade: less than 0.2%
driving mode: sport+ mode, launch control tyres: manufacturer's optional equipment – Michelin PS4 tyres

FIERY
ENERGY

All-new Megawave 3rd generation 1.5T GDI engine

Dual-channel supercharger and other technical upgrading provide stronger power supply for the vehicle.
Ultra-low fuel consumption gives you powerful and economical driving experience.



FIERY
ENERGY

7-speed transmission with wet double clutches

The transmission is developed on one of the world's top ten transmission platforms, and has achieved a comprehensive upgrade, reaching the world's leading level in terms of NVH, efficiency, and shifting performance.



THRILLING PERFORMANCE



EXCELLENT HANDLING



4+X MODE

Fuel your speed

Megawave 1.5T GDI + 7WDCT engine



SPORT+MODE

Sport+mode

Enjoy exciting launch control and powerful exhaust sound that can stimulate your will to fight.



ECO MODE

ECO mode

Save fuel and have smooth driving experience and comfortable riding experience.



NORMAL MODE

Normal Mode

Enjoy a soothing and quiet journey



SPORT MODE

Sport mode

Increase sensitivity of the accelerator and decrease response time while enjoying the powerful exhaust sound and thrilling handling.



DIY MODE

Diy mode

Customize your own mode through 8 diy modules.



THRILLING PERFORMANCE



EXCELLENT HANDLING



4+X MODE

Fun to explore, never feel bored

4+X driving modes, satisfy your needs from the street to the racing track

EMPOW

Excellent space arrangement

Class-leading 2736mm wheelbase provides spacious seats and comfortable riding experience

SPORTS CAR DESIGN

Classy sports car design

Driver-centered cockpit and the dash facing the driver can definitely motivate you to drive.

SPORTS CAR DESIGN

Sporty seat

The seat holds you tight and gives you exciting yet comfortable driving experience


SPORTS-CAR STYLE


INGENUOUS DETAILS

Boost your adrenaline

Sporty vibe for you to explore



Ignite the passion

*It's a game of speed
Enter the racetrack
Unleash your energy
Activate your smart gadgets*

Let's win the game together



EMPOW



Fighter style car front

Fighter style car front
An imposing front look consists of mecha fighter front grille and LED headlights

FIGHTER'S
EQUIPMENT

Sporty back design

The coupe-style back design and stylish rear bumper outline a magnificent back shape.



FIGHTER'S
EQUIPMENT

Dynamic surface

The side design is inspired by the sword fuller, making the surface vivid and classy and smooth.



FIGHTER'S STYLE



FIGHTER'S STANCE



FIGHTER'S PACKAGE

Born to be a fighter

fighter style design, powerful and imposing

1.5TG		7WDCT		المواصفات والمزايا		
SPECIFICATIONS & FEATURES						
		GS	GB	GE S-Style		
DIMENSIONS						
LengthxWidthxHeight (mm)	4700x1850x1432				الطول * العرض * الارتفاع (مم)	
Wheelbase (mm)	2730				قاعدة العجلات (مم)	
Fuel Tank Capacity (L)	47L				سعة خزان الوقود (لتر)	
Curb Weight (Kg)	1356		1413		الوزن السياره فارغه (كجم)	
MECHANICAL PERFORMANCE						
Displacement	1497 L				سعه المحرك	
Max. Net Power (HP/RPM)	170/5500				أقصى قوه (قدره\عدد لفات في الدقيقة)	
Max. Torque (N.M/RPM)	270/1400-4500				أقصى عزيم دوران (ن.م\عدد لفات في الدقيقة)	
CHASSIS SYSTEM						
Suspension System	Front: McPherson Independent Suspension Rear: Multi-Link Beam Independent Suspension				نظام التعليق	
Brakes	Front: Ventilated Disc Brakes / Rear: Disc Brakes				المكابح	
Electric Power Steering	●				نظام التوجيه عجله القيادة كهرباء	
Electronic Gear Shifter	●				ناقل الحركة إلكتروني	
EXTERIOR FEATURES						
16" Aluminum Alloy Wheels+215/60 Tires	●		-		إطارات رياضية R16 215/60	
17" Aluminum Alloy Wheels+225/50 Tires	-		●		إطارات رياضية R17 225/50	
18" Aluminum Alloy Wheels+225/45Tires	-		●		إطارات رياضية R18 225/45	
Spare Wheel	-		●		إطار احتياطي	
LED Headlights (w/ Height Adjustment / Alarm for Headlights On/Follow Me Home Function)	●		●		مصابيح أماميه LED مع خاصيه إتبعني للمنزل	
Auto Headlights	-		●		إضاءة أوتوماتيكيه	
LED Daytime Running Lights (DRL)	-		●		مصابيح نهاريه LED	
Side Mirrors w/ Turn Signal Indicators	●		●		إشارات المرآيات الجانبيه	
Power Folding Side Mirrors	-		-		طبي المرآيات الجانبيه كهربائياً	
Heated Side Mirrors	-		-		خاصيه التسخين بالمرآيات الجانبيه	
Rain Sensing Wipers	-		●		حساس مطر	
S-Style Package	-		●		حزمه رياضيه (S-Style)	
INTERIOR FEATURES						
Dual-zone Automatic Air Conditioning	-		-		تكييف هواء أوتوماتيكي ثنائي المنطقه	
Cooler Rear Duct	-		●		فتحات تهويه للمقاعد الخلفيه	
Multi-functional Steering Wheel	●		●		عجلة قياده متعدد الوظيف	
Leather-trimmed Steering Wheel	-		-		عجلة قياده مكسوه بالجلد	
Paddle Shift	-		-		التحكم في النقلات من عجله القيادة	
Leatherette-trimmed Seats	-		●		مقاعد جلديه	
6-way Power Adjustable Driver's Seat	-		-		التحكم كهربائياً في مقعد السائق في 6 إتجاهات	
Heated Front Row Seats	-		-		مقاعد أماميه قابله للتسخين	
Power Sunroof (Anti-pinch)	-		●		فتحه سقف كهربائيه (خاصيه إستشعار وجود جسم)	
Folding Second Row Centre Armrest	-		-		مسند ذراع بالمقاعد الخلفيه	
SAFETY						
Dual Front Airbags	●		●		وسائد هوائيه أماميه	
Front Side Airbags	-		●		وسائد هوائيه أماميه جانبيه بالمقاعد	
Side Curtain Airbags	-		●		وسائد هوائيه جانبيه	
Electronic Stability Program (ESP)	●		●		برنامج التحكم في الثبات إلكتروني (ESP)	
Anti-lock Braking System (ABS)	●		●		مكابح مانعه للإنغلاق (ABS)	
Electric Brakeforce Distribution (EBD)	●		●		نظام توزيع قوه الفرامل كهربائياً (EBD)	
Hydraulic Brake Assist (HBA)	●		●		مساعده الفرامل الهيدروليكي (HBA)	
Hill-start Hold Control (HHC)	●		●		التحكم بالسياره عند صعود المنحدرات (HHC)	
Electronic Parking Brake (EPB) w/ Autohold	●		●		فرامل يد كهربائيه مع خاصيه تثبيت السياره	
Tire Pressure Monitoring System (TPMS)	●		●		نظام مراقبه ضغط الإطارات (TPMS)	
Parking Sensors	●		●		حساسات ركن خلفيه	
Front Sensors	-		-		حساسات ركن أماميه	
Rear View Camera System	-		●		كاميرا رؤيه خلفيه	

1.5TG		7WDCT		المواصفات والمزايا		
SPECIFICATIONS & FEATURES						
		GS	GB	GE S-Style		
ENTERTAINMENT & TECHNOLOGY						
7-in. Instrument Panel w/ Color LCD Multi-information Display	●		●		شاشه عدادات ديجيتال 7 بوصة	
10.25-in. Color LCD Screen Display	●		●		شاشه وسطيه 10.25 بوصة	
Smartphone Connection (Carplay)	●		●		توصيل الهاتف بالشاشه (Carplay)	
Bluetooth® Handsfree Phone System	●		●		بلوتوث	
Front Row USB Port	●		●		منفذ USB أمامي	
Second Row USB Port	-		●		منفذ USB خلفي	
2 Speakers	●		-		2سماعه	
6 Speakers	-		●		6سماعات	
Cruise Control	●		-		مُثبِط سرعه	
Adaptive Cruise Control (ACC)	-		●		مُثبِط سرعه متأقلم (ACC)	
Forward Collision Warning (FCW)	-		●		تحذير إصطدام أمامي (FCW)	
Autonomous Emergency Braking (AEB)	-		●		نظام الفرمله الذاتيه في حالات الطوارئ (AEB)	
Lane Keeping Assistance (LKA)	-		●		المساعده في البقاء في الحاره المروريه (LKA)	
Lane Departure Warning (LDW)	-		●		تحذير الخروج من الحاره المروريه (LDW)	
Traffic Jam Assistance (TJA)	-		●		مساعده في حالات الإزدحام المروري (TJA)	
High Beam Assist (HMA)	-		●		مساعده الأضواء العاليه (HMA)	
PEPS (Passive Entry Passive Start)	●		●		دخول السياره وإداره المحرك بدون مفتاح	
Exhaust Voices	-		●		تغيير خصائص وأداء صوت العادم	

● Standard — N/A

Notes:

- The vehicle shown in the brochure does not completely align with the actual model. Please contact us for more details about the actual available models.
- The GAC trademark mark, vehicle model names, vehicle body designs and other marks and designs appearing in the brochure are the IP rights of GAC MOTOR, its subsidiaries, affiliates or licensors.

INTERIOR




ALL BLACK

BLACK YELLOW

BLACK RED

COLORS



ELEGANT BLACK

CRYSTAL WHITE

STARRY SILVER

MOONLIGHT GREY

SHINY FIGHTER GREEN

MATTE FIGHTER GREEN

THREE VIEWS

